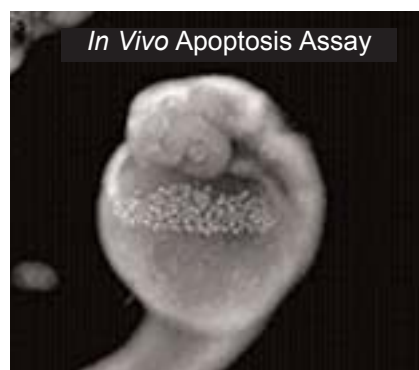
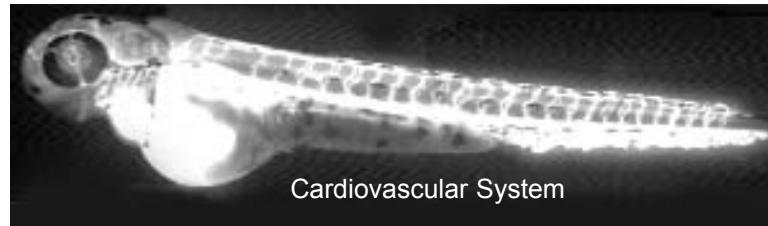


# Zebrafish Bioassays



-FISH FIRST-

# A New Era in Animal Testing

Phylonix is a Contract Research Organization providing *in vivo* zebrafish assays for drug discovery and pre-clinical testing. Our toxicologists, biochemists, developmental biologists, molecular biologists, and aquaculturists can perform general, organ and cell specific toxicity studies, pathology, gene profiling, target validation and behavioral studies. Custom assays can be designed for high throughput quantitative microplate analysis or multi-parameter visual assessment.

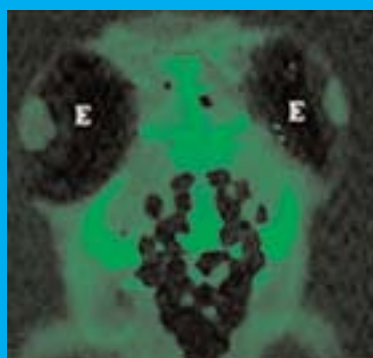
## *In Vivo* Assays For:

LC<sub>50</sub>/EC<sub>50</sub>  
Organ Specific Toxicity  
Developmental Toxicity  
Toxicogenomics  
Apoptosis  
Angiogenesis  
Gene Knock Down  
Disease Specific Phenotypes  
HTS of Chemical Libraries  
Custom Designed Studies

Targeted  
Toxicity  
Microarray



Neuronal  
Proliferation  
Detected by  
PCNA Antibody  
Staining

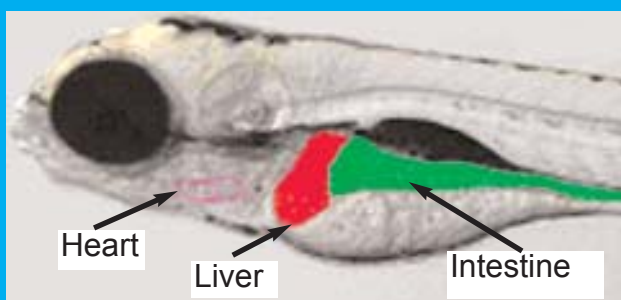


## Advantages of Drug Testing in Zebrafish

Zebrafish develop rapidly. Three days after fertilization, embryogenesis is essentially complete. This rapid development is comparable to three months of human development. In addition, zebrafish have a relatively short generation time (2-3 months) and produce large clutches of embryos (100-200) per mating.

### Key Advantages:

Short Experimental Time  
Rapid Vertebrate Organogenesis  
Access to All Developmental Stages  
Easy Manipulation for Automated or Visual Screens  
Drug Administration Directly in Fish Water  
Statistically Significant Number of Animals per Test  
Small Amount of Drug Required



contact us at:  
info@phylonix.com  
phone: 617-441-6700  
fax: 617-441-6766  
www.phylonix.com